

4th international workshop on PET in Lymphoma

Menton (France), September 3-5th,2012



Organization Committee

M.Meignan (France), A.Gallamini (Italy), C.Haioun (France)



International workshops on PET in lymphoma

History and Perspective

Michel Meignan, Créteil, France

Aaron Polliack, Jerusalem, Israel



First international workshop on interim PET In Lymphoma

April 3-4, 2009,
Deauville, France
(M Meignan, A Gallamini, C Haioun)




14^e JOURNÉES DU GELA

*Centre International de Deauville
1 avenue Lucien Barrière
14800 Deauville*

Deauville 2-3-4 avril 2009

54 registered





Nuclear medicine and Hematologists are moving forward together!!!

Leukemia & Lymphoma, August 2009; 50(8): 1257–1260

Report on the First International Workshop on interim-PET scan in lymphoma

MICHEL MEIGNAN¹, ANDREA GALLAMINI², & CORINNE HAIOUN³

¹Nuclear Medicine Department, H. Mondor Hospital, AP-HP/Paris 12 University, Creteil, France, ²Hematology Department and BMT Unit, Az. Ospedaliera S. Croce e Carle, Cuneo, Italy, and ³Hematology Department, H. Mondor Hospital, AP-HP/Paris 12 University, Creteil, France


(Received 8 May 2009; accepted 12 May 2009)



**Second international workshop on
interim PET
in Lymphoma**
April 8-9, 2010,
Menton, France
(M Meignan, A Gallamini, C Haioun)



143 registered



Leukemia & Lymphoma, December 2010; 51(12):2171-80


Report on the Second International Workshop on interim positron emission tomography in lymphoma held in Menton, France, 8–9 April 2010

MICHEL MEIGNAN¹, ANDREA GALLAMINI², CORINNE HAIOUN¹, & AARON POLLIACK³

¹*Nuclear Medicine Department and Lymphoma Unit, Hôpital Henri Mondor, Créteil, France,* ²*Hematology Department and BMT Unit, Az. Ospedaliera S. Croce e Carle, Cuneo, Italy,* and ³*Department of Hematology, Hadassah University Hospital and Hebrew University Medical School, Jerusalem, Israel*

(Received 23 September 2010; accepted 26 September 2010)

The last meeting



Report on the Third International Workshop on Interim Positron Emission Tomography in Lymphoma held in Menton, France, 26–27 September 2011 and Menton 2011 consensus

Michel Meignan¹, Andrea Gallamini², Emmanuel Itti¹, Sally Barrington³,
Corinne Haioun¹ & Aaron Polliack⁴

2012;53:1876-81

195 registered 23 countries

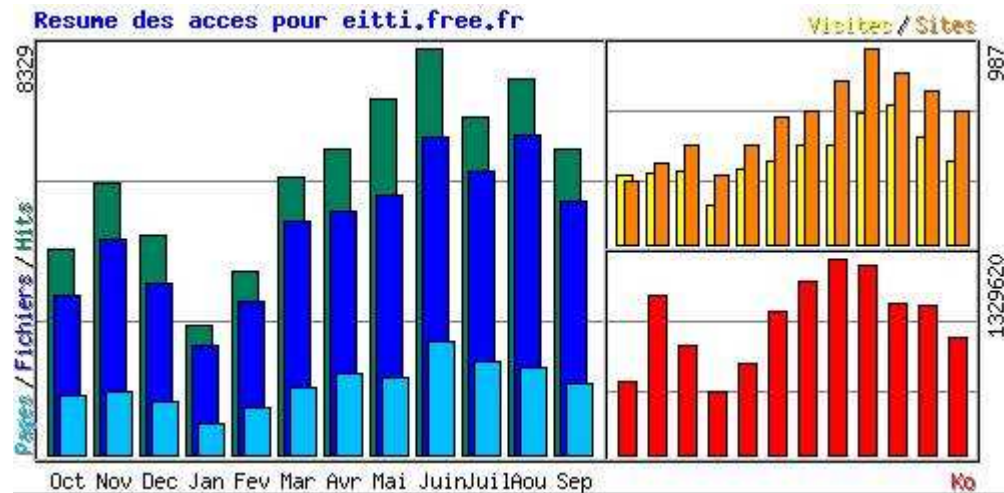


Since the 2011 meeting

- IVS in Hodgkin Lymphoma accepted in Journal of Nuclear Medicine
- IVS in DLBCL presented at the meeting of the Society of Nuclear Medicine June 2012

Since the 2011 meeting

- Web site <http://eitti.free.fr> 6000-8000 hits , 1GB download per month



What's new in the organization?





LYSA Imaging



FIL Imaging committee

- The **5th workshop** will be held in September 2014 and then every two years-end of summer or early autumn in September or October
- Will take place between two ICML (Lugano).
- In the interval it will be extended by dedicated activities (during ICML and Society of Nuclear Medicine meetings?).



What's new in the program?

- Interim PET in Lymphoma has moved to PET in Lymphoma
- Posters selected for presentation to be published in Leukemia Lymphoma
- Would the next step be :Imaging in Lymphoma / and Myeloma ?

Aim of the present meeting

1. Prepare the « Staging and Response assesment » **consensus** for the 12th ICML (Lugano, June 2013)
2. Present new data on the role of PET in **other lymphoma subtypes** (FL,MCL,T-lymphoma)
3. Identify **key area of research** in lymphoma **imaging** (Metabolic volume)
4. Establish a **link between** this meeting and EANM, SNM meetings and ICML

175 attendees from 23
countries